

NEW WENTZVILLE DEVELOPMENT



WENTZVILLE PARKWAY

26,000 V.P.D.

SCAN HERE!



EDDIE CHERRY, COIM

Phone: 314.647.6611 ext. 113
Eddie@ManorRealEstate.com

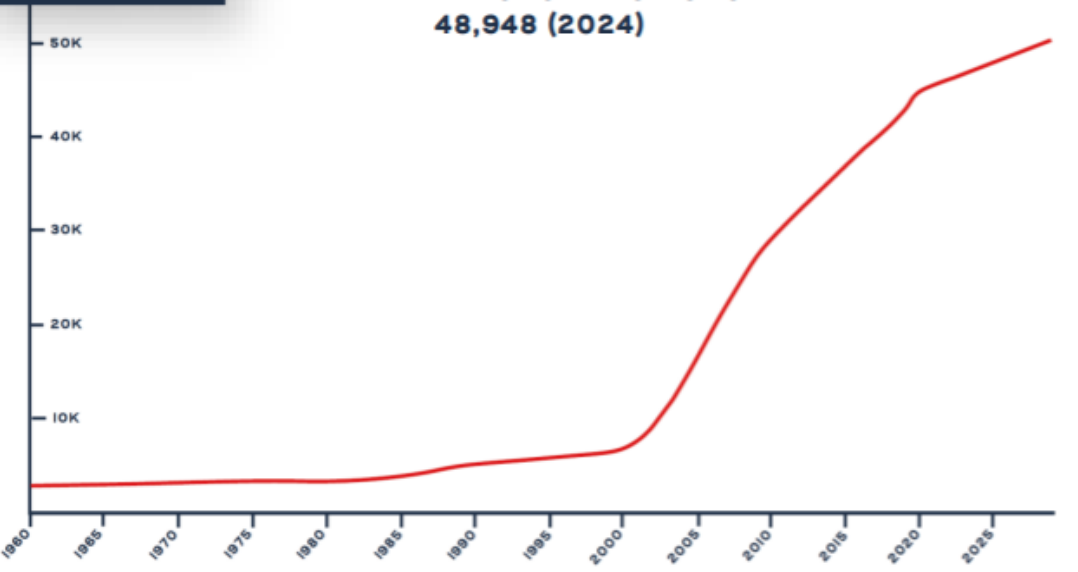
ZACHARY ALBRECHT

Phone: 816.412.7379
Zalbrecht@blockandco.com

WENTZVILLE PARKWAY & WILL RON DR.
WENTZVILLE, MO 63305
CALL BROKER FOR PRICING

PROPERTY INFORMATION

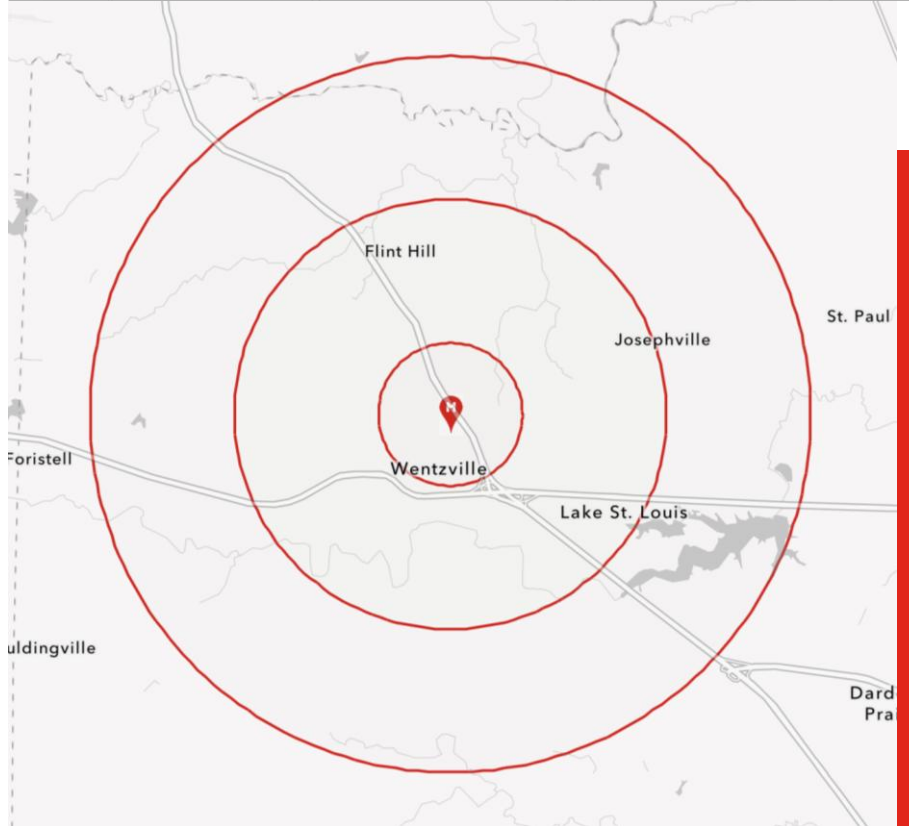
WENTZVILLE POPULATION GROWTH
48,948 (2024)



- NEW DEVELOPMENT COMING TO WENTZVILLE IN 2025!
- 10+ ACRES AVAILABLE FOR GROUND LEASE OR BUILD-TO-SUIT
- EXCELLENT FRONTAGE TO WENTZVILLE PARKWAY WITH 26,000+ VPD
- PLANNED CONNECTION OF HIGHWAY 61 OUTER RD. & WENTZVILLE PKWY.
- WENTZVILLE IS MISSOURI'S FASTEST GROWING CITY, WITH OVER 48,948 IN POPULATION (24')
- JOIN GENERAL MOTORS' \$2.0B CAMPUS (4,500 EMPLOYEES) AND MERCY'S NEW \$650M HOSPITAL (UNDER-CONSTRUCTION)

DEMOGRAPHICS

		1 MILE	3 MILES	5 MILES
POPULATION		7,568	42,217	71,958
HOUSEHOLDS		3,101	15,042	25,417
AVERAGE HH INCOME		\$104,157	\$129,031	\$136,003



SCAN HERE!



EDDIE CHERRY, COIM

Phone: 314.647.6611 ext. 113
Eddie@ManorRealEstate.com

ZACHARY ALBRECHT

Phone: 816.412.7379
Zalbrecht@blockandco.com

WENTZVILLE PARKWAY & WILL RON DR.
WENTZVILLE, MO 63305
CALL BROKER FOR PRICING

SITE PLAN



SCAN HERE!



EDDIE CHERRY, COIM

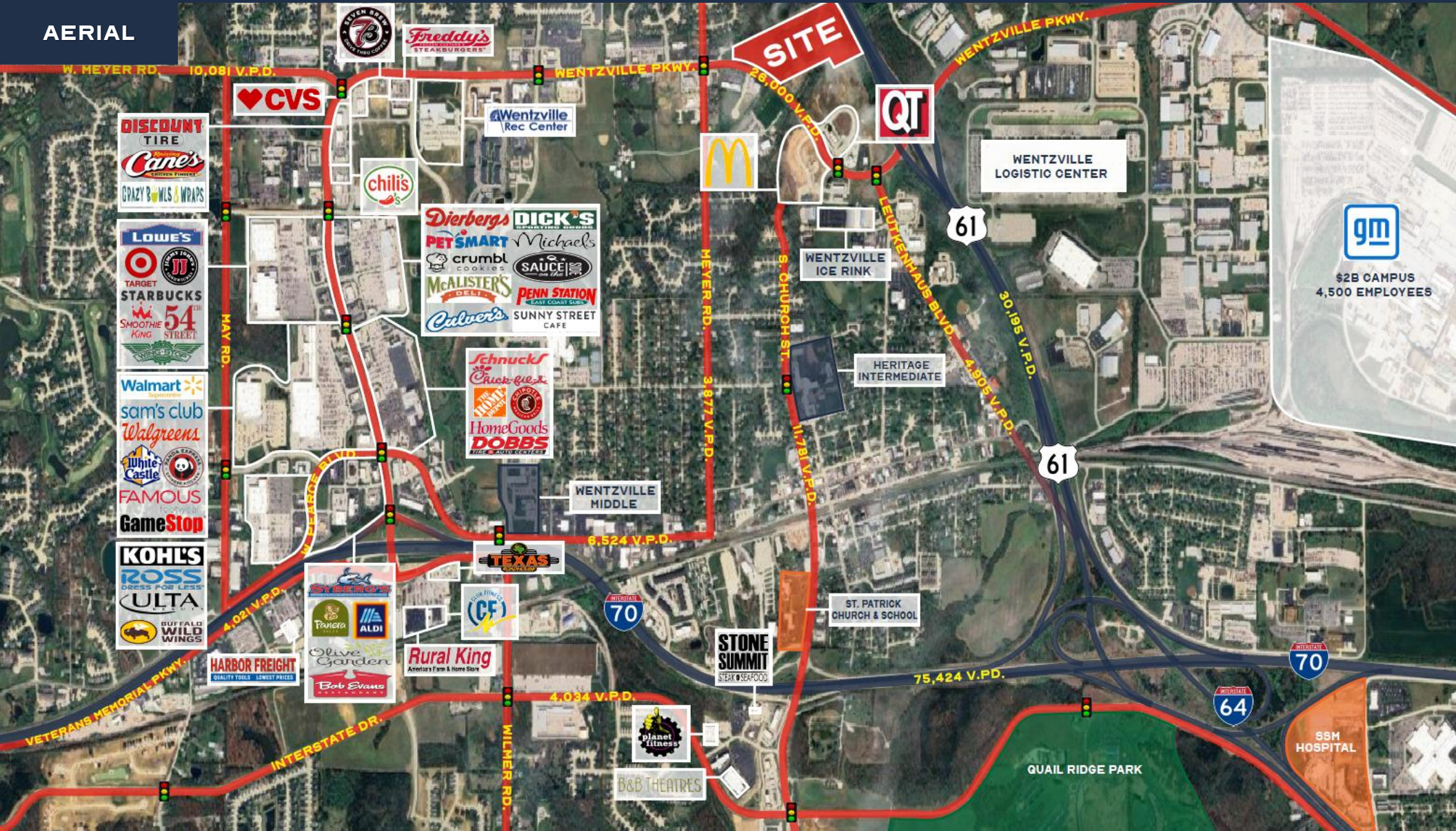
Phone: 314.647.6611 ext. 113
Eddie@ManorRealEstate.com

ZACHARY ALBRECHT

Phone: 816.412.7379
Zalbrecht@blockandco.com

WENTZVILLE PARKWAY & WILL RON DR.
WENTZVILLE, MO 63305
CALL BROKER FOR PRICING

AERIAL



gm
\$2B CAMPUS
4,500 EMPLOYEES

SCAN HERE!



EDDIE CHERRY, COIM

Phone: 314.647.6611 ext. 113
Eddie@ManorRealEstate.com

ZACHARY ALBRECHT

Phone: 816.412.7379
Zalbrecht@blockandco.com

**WENTZVILLE PARKWAY & WILL RON DR.
WENTZVILLE, MO 63305
CALL BROKER FOR PRICING**