



**MANCHESTER
RETAIL SPACE**

SCAN HERE!



BEN CHERRY, COIM

Phone: 314.647.6611 ext. 115
Ben@ManorRealEstate.com

EDDIE CHERRY



Phone: 314.647.6611 ext. 113
Eddie@ManorRealEstate.com

14334 MANCHESTER ROAD

MANCHESTER, MO 63011

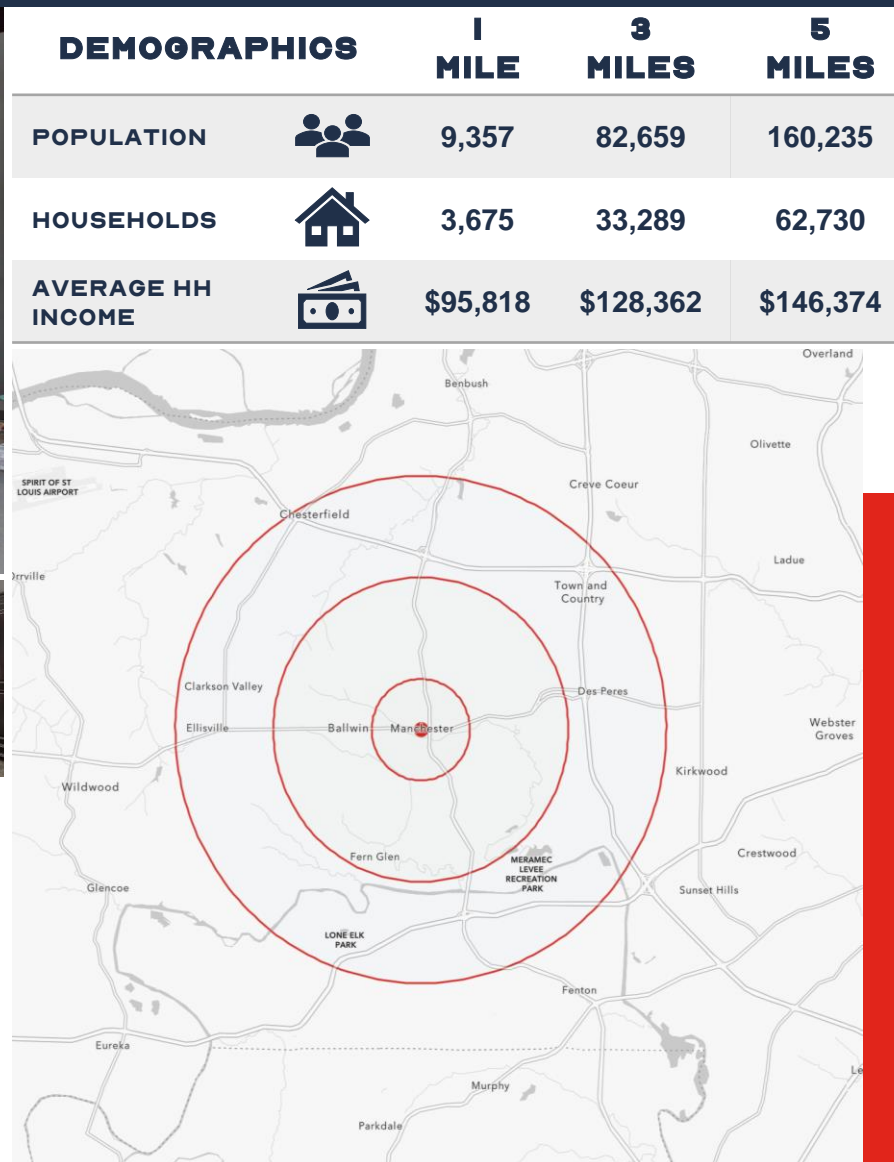
\$15.00 P.S.F. (NNN'S = \$6.80/S.F.) | 5,002 S.F.

PROPERTY INFORMATION



- 5,002 S.F. ENDCAP LOCATED AT A SIGNALIZED INTERSECTION
- HIGHLY VISIBLE 2 TENANT CENTER ON MANCHESTER ROAD AND OLD MERAMEC STATION ROAD
- ABUNDANT PARKING (4.93/1,000 S.F.)
- LARGE BUILDING SIGNAGE OPPORTUNITY
- TRUCK HIGH DOCK DOOR LOADING AVAILABLE
- BUILT OUT AS DANCE STUDIO
- 1,000 FEET FROM MANCHESTER HIGHLANDS

PLEASE DO NOT DISTURB TENANT



SCAN HERE!



BEN CHERRY, COIM

Phone: 314.647.6611 ext. 115
Ben@ManorRealEstate.com

EDDIE CHERRY

Phone: 314.647.6611 ext. 113
Eddie@ManorRealEstate.com

14334 MANCHESTER ROAD

MANCHESTER, MO 63011

\$15.00 P.S.F. (NNN'S = \$6.80/S.F.) | 5,002 S.F.

SITE PLAN



PARKING LOT

14336

14334

OLD MERAMEC STATION ROAD

MANCHESTER ROAD

SCAN HERE!



BEN CHERRY, COIM

Phone: 314.647.6611 ext. 115
Ben@ManorRealEstate.com

EDDIE CHERRY

Phone: 314.647.6611 ext. 113
Eddie@ManorRealEstate.com

14334 MANCHESTER ROAD

MANCHESTER, MO 63011

\$15.00 P.S.F. (NNN'S = \$6.80/S.F.) | 5,002 S.F.

AERIAL



SCAN HERE!



BEN CHERRY, COIM

Phone: 314.647.6611 ext. 115
Ben@ManorRealEstate.com

EDDIE CHERRY

Phone: 314.647.6611 ext. 113
Eddie@ManorRealEstate.com

1434 MANCHESTER ROAD

MANCHESTER, MO 63011

\$15.00 P.S.F. (NNN'S = \$6.80/S.F.) | 5,002 S.F.